



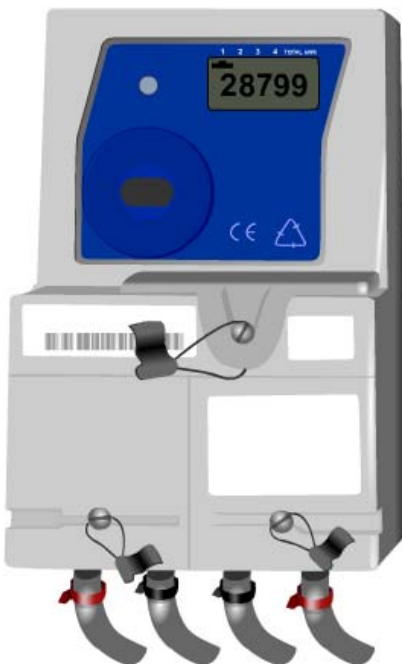
# Reading your meter



- Read numbers from left to right
- Ignore any numbers marked 1/10 or 1/100



- Read dials from left to right
- If pointer is between two numbers use lower number
- Ignore any numbers marked 1/10 or 1/100



- Push button to scroll through the display
- **Rate 1** or **R1** for Normal Units
- **Rate 2** or **R2** for low units
- **TOTAL B** for Heating Units (Economy 7, not all meters)

